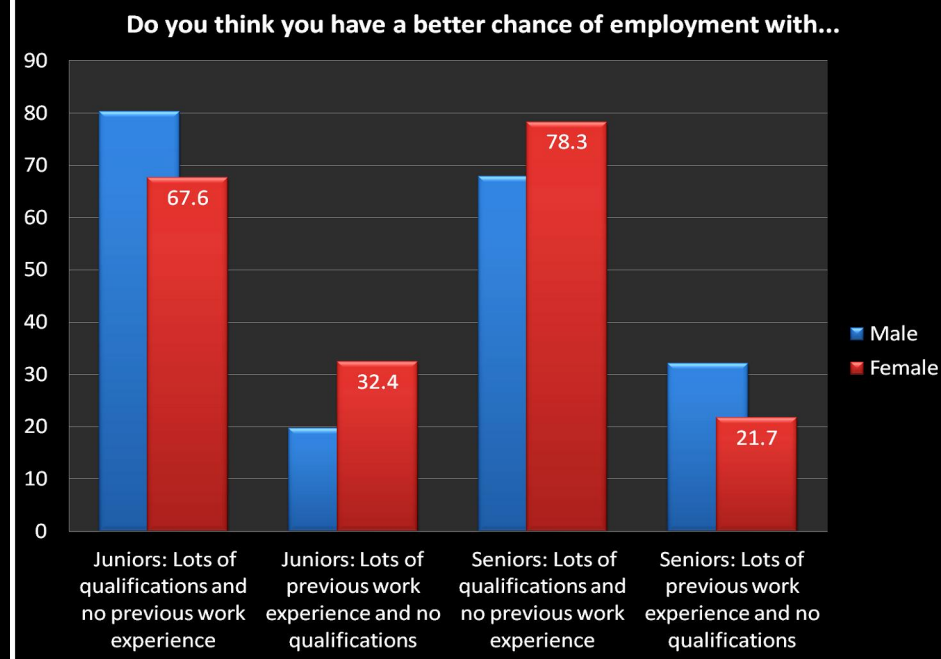


EDUCATION AND EMPLOYMENT

Introduction

We carried out an anonymous survey, our aim being to find out students views on how big a part they feel that education plays in future employment and their attitude towards jobs in general.

We also noted the differences between male and female students, and also junior and senior cycle students.



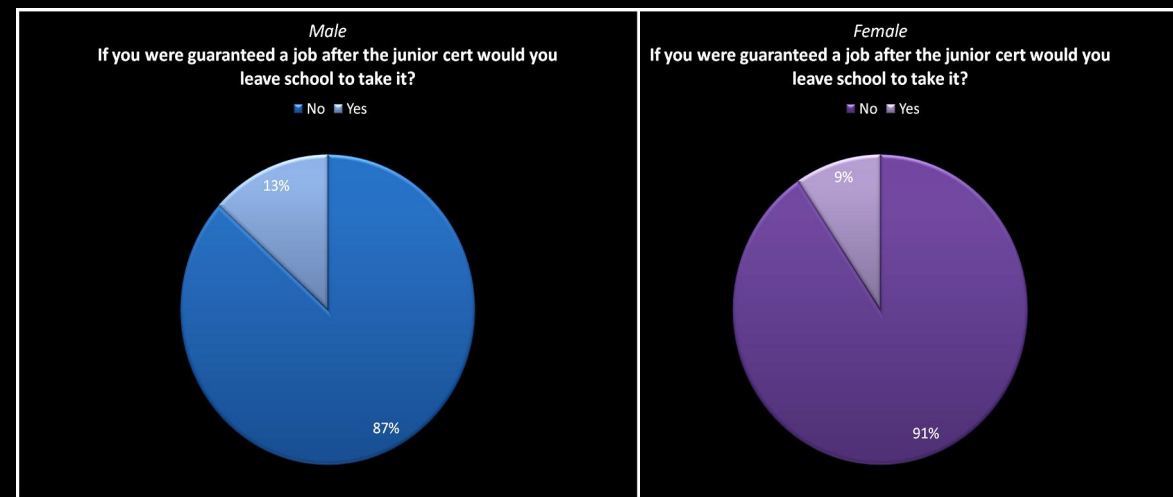
From this chart, we could clearly see the difference between the views of junior boys and girls, and senior boys and girls.

Juniors: We could see that the majority of juniors surveyed felt that you have a better chance of getting a job with lots of qualifications and no previous work experience, and most of these were males at 80.3%.

A less amount of people felt that having lots of previous work experience and no qualifications would give you a better chance of employment, and most of these were female.

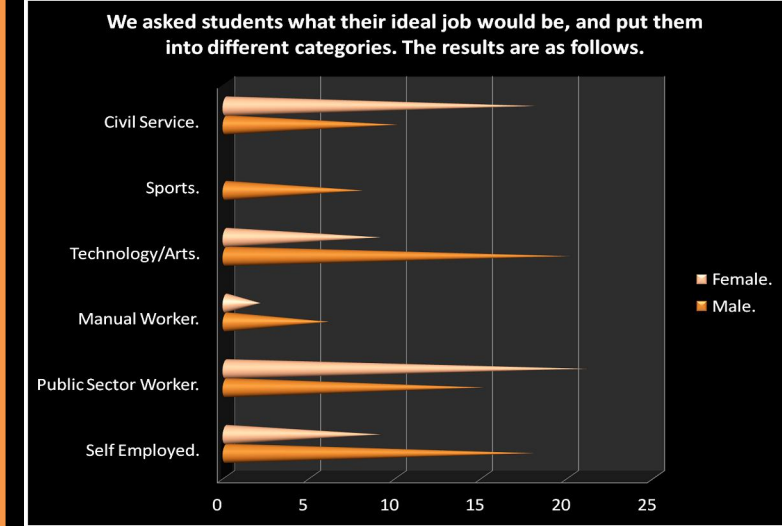
Seniors: As we can see from the chart, the majority of the senior students felt that having lots of qualifications and no previous work experience would give you a better chance of getting a job, however in comparison to the juniors, more females felt that this statement was true.

Also in comparison to the juniors, more males felt that having lots of previous work experience and no qualifications gave you a better chance of getting a job.



From these two charts, we can see the different thoughts males and females have towards leaving school to get a job.

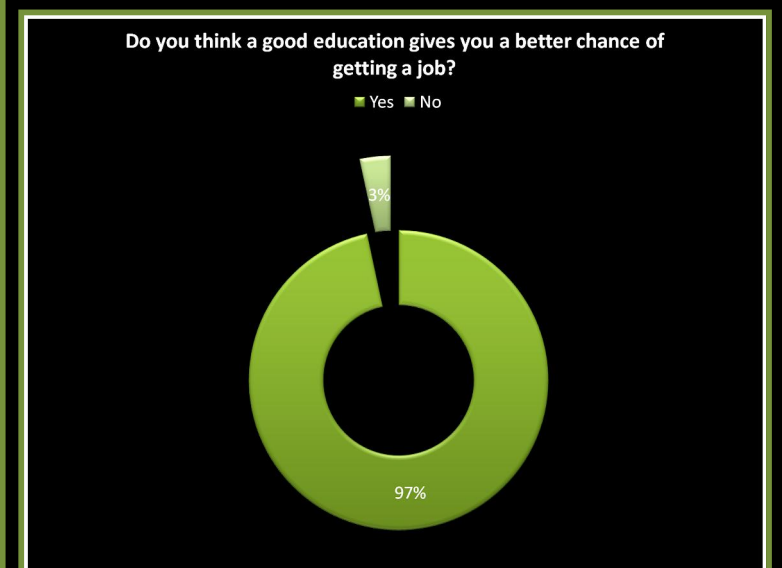
From these results, we can see that more males would leave school to get a job compared to females, however, the difference between the numbers isn't a huge amount.



We were interested in seeing how job choices made by males and females compared. We gave students free choice to state their ideal job, and then we would put them into their different categories and compare the answers.

Females: As we can see from the chart, the two biggest job categories for females, both junior and senior, were in Civil Service and the Public Sector. These jobs included teachers, doctors, and actuaries.

Males: As we can see from the chart, the male results are completely different from the female results. The two main job categories for males were Self Employment, and in Technology/Arts. These jobs included own businesses and games design.



The results on this chart very clearly state that the majority (97%), of students surveyed, felt that having a good education gives you a better chance of getting future employment. However, only 3% of those surveyed, disagreed with that statement and felt that a good education does not necessarily give you a better chance of future employment.

Conclusion

Our overall result was, we see that people today are driven by educational qualifications.

We saw that 97% of people thought that educational routes gave them a better chance of a good job.

We see that people's attitude towards the amount of jobs in these recessionary times is to stay in school and get a better education and qualifications, however, 22% of those surveyed, 13% of those male, felt that they would leave school to get a job if they had the chance.